



Bi-Fold Door

Aluminium Range

Slimline and strong
Engineered with flexibility

PVC-U & ALUMINIUM
WINDOWS | DOORS | CONSERVATORIES

BI-FOLD DOORS

Aluminium Profile

Leading window and door manufacturer

supplying the trade

across Ireland and the UK

AP300 BI-FOLD DOOR

Introducing the impressive bi-fold door range from Frames Direct. This sleek, modern design is manufactured with an ultra slim frame using aluminium material.

Practical in every way bi-fold doors can be used to extend a room to the outdoors or as a room divider. It allows entire walls to be glazed enabling you to make the most out of your garden and patio area.

Are you seeking a solution that offers more light, uninterrupted views and easy access to your outdoor spaces? Then our contemporary high performance bi-fold is for you.



Fold back those doors and create a welcoming ambiance



House To Garden Connection

Combines
Performance
With Beautiful
Design



BI-FOLD DOORS

The benefit of a door like this bi-fold door is that it takes up minimal space when opened and what's not to love about the spectacular views they can offer of your surroundings when closed.

Manufactured using aluminium material these bi-fold doors require little maintenance and are highly durable.

Vertical Folding Glass Segments

They open in a concertina style, transforming a wall of glazing into a complete open space. Offering unrestricted access to and from the property.

KEY FEATURES

- Custom built to fit
- Low level co-extruded gaskets
- Multi-chamber profile
- 24mm polyamide high performance thermal barrier
- Thermal U-Value performance up to 1.3wm2k
- Glazing options 28mm or 42mm
- Can open-in or open-out
- Leaf max. 1000mm wide by 2514mm max height including frame
- Polyester Powder coated finish (PPC) to any RAL colour.
- Dual colour available in our standard bi-fold door.

BI-FOLD DOORS WORK BEAUTIFULLY WHEN CLOSED, ENHANCING THE VIEWS AND DRAWING IN THE NATURAL LIGHT

Stunning
Yet
Sustainable



Bi-fold door colour: Grey

Complete *Adaptability*

Bi-fold doors are amazingly adaptable; they can be completely opened, slightly opened or completely closed. An option to suit all your needs whether it be for everyday use, ease of access, practical ventilation, or offering fully integrated indoor - outdoor living in one single uninterrupted space. Or you can choose to simply close off your space behind a sleek glass wall, enjoying high quality thermal insulation designed to perfectly regulate temperatures all year round. In addition to being visually impressive, it offers complete adaptability, ensuring it meets your functional as well as design requirements.

Maximise Light

More glass equals more light! An unobstructed view of your outdoor space is a great way to harness the benefits of natural light. A modern and stylish alternative to patio and French doors, our bi-fold doors will allow you to enjoy the flow of natural light from the comfort of your own home, adding light and ventilation all year round.

Designed to perfectly regulate temperatures all year round

Robust Aluminium

Frames Direct bi-fold doors are manufactured using aluminium. The rigidity of aluminium sections means that these bi-folds provide the maximum amount of glass and the minimum amount of frame.

Advances in polyamide technology have increased aluminium's strength and thermal properties as a material, lasting much longer than it did in the past enhancing its longevity. These strong standing doors are made from low maintenance aluminium material with exterior bi-fold doors designed to endure harsh weather and the outdoor environment.

Add extra character to your home

Our bi-fold doors will complement any property, whether it be a new or existing build. This foldable door will enhance a home, transforming a standard wall into a glass feature. Flexible, stylish and secure they are perfect for both residential and commercial buildings.

Indoor/Outdoor Link

Bi-fold doors are great for sub-dividing a room without losing openness. They're suitable for connecting dining rooms, kitchens and living areas by folding away completely, removing any barrier between your interior and outdoor spaces, **making for a real feature point within the home.**

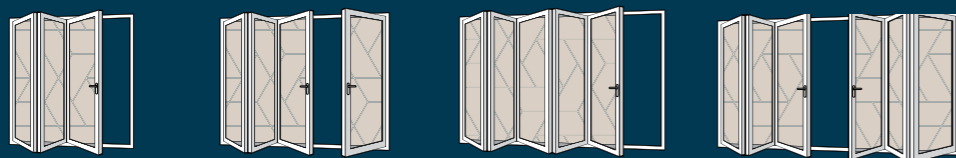
**SLEEK, MODERN
AND IMPRESSIVE**

HOW IT WORKS?

Bi-fold doors use a simple tracking system that runs along the panels, which are connected on a runner. The door glides along a track seamlessly with the help of wheels which both lead to a smooth and quiet operation of the doors folding in on themselves. The doors sit on the bottom with a bottom hinge roller guide and are held in place at the top with a top hinge roller guide.

Consisting of multiple panels that open in a sequence by folding back in sections, your room will be transformed and open itself to new dimensions with one simple push. By opening the master door leaf, the remainder of the door leaves open in a concertina action stacking tightly together. These doors are a fantastic use of space. Simply fold in or out to open up a space completely or to create a wide opening.

All bi-fold doors are manufactured to include a traffic door that operates independently for easier and faster entry or exit. The remaining door leaves do not have to be opened.



Bi-fold door RAL colour:7005

Visually
Impressive
&
Secure

Installed *Internally or Externally*

Bi-folds are typically installed externally as an entrance to the garden, but they can also be installed internally to split a larger room. Transforming your home from an open plan area to a cosy intimate space. Bi-folds can be useful to create an illusion of space and really expand smaller rooms by drawing ones eye way beyond the door itself to the exterior views.

Glazing

The wide span glazing means plenty of natural light is a guarantee with these attractive doors. Designed to accommodate 28mm or 42mm, double or triple glazing & can be internally glazed for security. The glazing is secured by captive & wedge gaskets fitted into the aluminium profiles and glazing beads. Bi-fold doors offer triple glazed U-Values as low as 1.3wm2k reducing energy bills for the homeowner.

Due to its concertina style opening it really transforms a wall of glazing into a complete open space and with a large glazing area of up to 2514mm, your customers can achieve a wall of glass to really get a **WOW factor**.



Bi-fold door colour: Grey

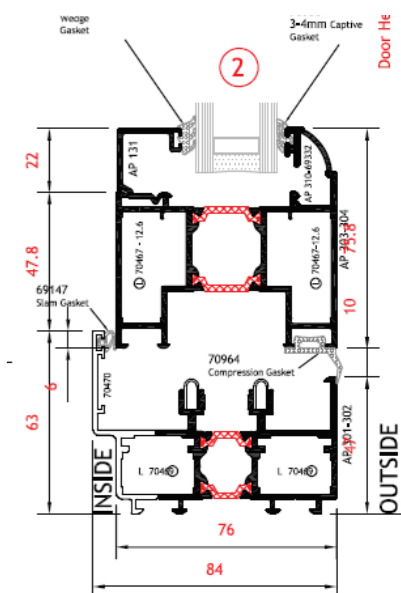
Seamlessly connect
the indoors with the outdoors

Integrated Entertaining Space

There has been a huge trend in extensions to include large areas of glazing that join internal living spaces with the garden and patio areas.

How you connect your indoor and outdoor space is one of the key factors to creating a fluid entertaining area. Choose from our bi-fold or lift and slide door range which are ideally suited as a patio screen, contemporary feature wall or as a room divider. They beautifully integrate with the rest of the home and simply open up your bi-fold door to transform your environment.

Vertical Folding glass Segments



A great way to open your home up to the outdoors and incorporate your garden as a usable part of your home.



Aluminium Profile

Designed for Usability

Styles & Configurations

Like all our window and door products, our bi-fold door range is custom made just for you. Ranging from a 3 door pane to a 6 door pane with door leaves from a minimum of 700mm to a maximum of 1000mm wide.

Door panes can be arranged in a variety of configurations, including 3-3-0, 4-3-1, 5-5-0, 6-3-3. Designed for convenience, they can be manufactured as open in or open out.

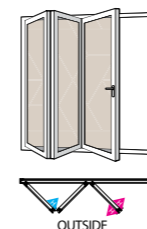
Doors can be stacked to the left, stacked to the right or split stacked on both sides depending on your door configuration of choice:

- 3 pane doors - 3 doors fold either to the left or right
- 4 pane doors - master door opens to one side and the other 3 doors fold back to the opposite side
- 5 pane doors - all doors fold to either side
- 6 pane doors - 3 doors fold to each side

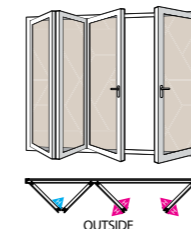
A popular choice by homeowners and architects alike!

Door Options

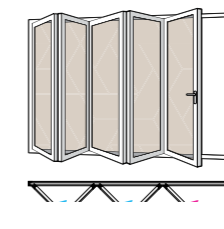
3 DOOR OPTIONS
3-3-0



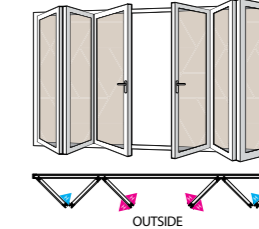
4 DOOR OPTIONS
4-3-1



5 DOOR OPTIONS
5-5-0



6 DOOR OPTIONS
6-3-3



HANDLE RANGE

Internal Handle Only

Internal and External Door Handle Only

	OPEN-IN	OPEN-OUT
PERFORMANCE AND ACCREDITATIONS		
U-Value (Double glazing)	1.6wm2k	1.6wm2k
U-Value (Triple glazing)	1.3wm2k	1.3wm2k
Air Permeability	600pa	600pa
Water Tightness	600pa	600pa
Wind Resistance	2400pa	2400pa
Security	BS6375:PT1	BS6375:PT1
SYSTEM		
Depth	84mm	84mm
Section Threshold	63mm high	63mm high
SIZE AND WEIGHT LIMITS		
Max Leaf Height including frame	2514mm	2514mm
Max Leaf Width	1000mm	1000mm
Max Weight	100kg	100kg
GLAZING		
Glazing options	Internally	Internally
Glazing Thickness	28mm or 42mm	28mm or 42mm
SYSTEM FEATURES		
Single colour	✓	✓
Multi-Point Locking	✓	✓

Highly engineered smooth glide roller system and secure multi point locking delivering a door that is easy to operate.

You're installer has the expertise to help you decide!

Once you know the width of your opening, your installer will discuss the configurations suitable for you.



Create Your WOW Factor

Finish off your beautiful frames view with a pop of colour. Our systems are supplied in a range of finishes, colours and styles, providing the end user with the ultimate selection to complement their interior and exterior architectural design.

The finish to the aluminium profile is a factory applied Polyester Power Coated finish (PPC), offering durability and exceptional weather protection. PPC is a colouring process to achieve bold and bright finishes. It's a type of dry coating and differs from conventional liquid paint leaving a hard finish, much tougher than normal paint.

Bi-fold doors can be further personalised with a RAL colour coated finish of your choice. There are over 188 RAL colours in gloss, satin or matt finish. Dual colour available in our standard bi-fold door.

- Choice of
- Decoral effect finish
 - Anodic finish



Customising your door

RAL 1000	Green Beige	RAL 4007	Purple Violet	RAL 7008	Khaki Grey
RAL 1001	Beige	RAL 4008	Signal Violet	RAL 7009	Green Grey
RAL 1002	Sand Yellow	RAL 4009	Pastel Violet	RAL 7010	Tarpaulin Grey
RAL 1003	Signal Yellow	RAL 5000	Violet Blue	RAL 7011	Iron Grey
RAL 1004	Golden Yellow	RAL 5001	Green Blue	RAL 7012	Basalt Grey
RAL 1005	Honey Yellow	RAL 5002	Ultramarine Blue	RAL 7013	Brown Grey
RAL 1006	Maize Yellow	RAL 5003	Sapphire Blue	RAL 7015	Slate Grey
RAL 1007	Chrome Yellow	RAL 5004	Black Blue	RAL 7016	Anthracite Grey
RAL 1011	Brown Beige	RAL 5005	Signal Blue	RAL 7021	Black Grey
RAL 1012	Lemon Yellow	RAL 5007	Brilliant Blue	RAL 7022	Umbra Grey
RAL 1013	Oyster White	RAL 5008	Grey Blue	RAL 7023	Concrete Grey
RAL 1014	Ivory	RAL 5009	Azure Blue	RAL 7024	Graphite Grey
RAL 1015	Light Ivory	RAL 5010	Gentian Blue	RAL 7026	Granite Grey
RAL 1016	Sulfer Yellow	RAL 5011	Steel Blue	RAL 7030	Stone Grey
RAL 1017	Saffron Yellow	RAL 5012	Light Blue	RAL 7031	Blue Grey
RAL 1018	Zinc Yellow	RAL 5013	Cobolt Blue	RAL 7032	Pebble Grey
RAL 1019	Grey Beige	RAL 5014	Pigeon Blue	RAL 7033	Cement Grey
RAL 1020	Olive Yellow	RAL 5015	Sky Blue	RAL 7034	Yellow Grey
RAL 1021	Rape Yellow	RAL 5017	Traffic Blue	RAL 7035	Light Grey
RAL 1023	Traffic Yellow	RAL 5018	Turquoise Blue	RAL 7036	Platinum Grey
RAL 1024	Ochre Yellow	RAL 5019	Capri Blue	RAL 7037	Dusty Grey
RAL 1027	Curry	RAL 5020	Ocean Blue	RAL 7038	Agate Grey

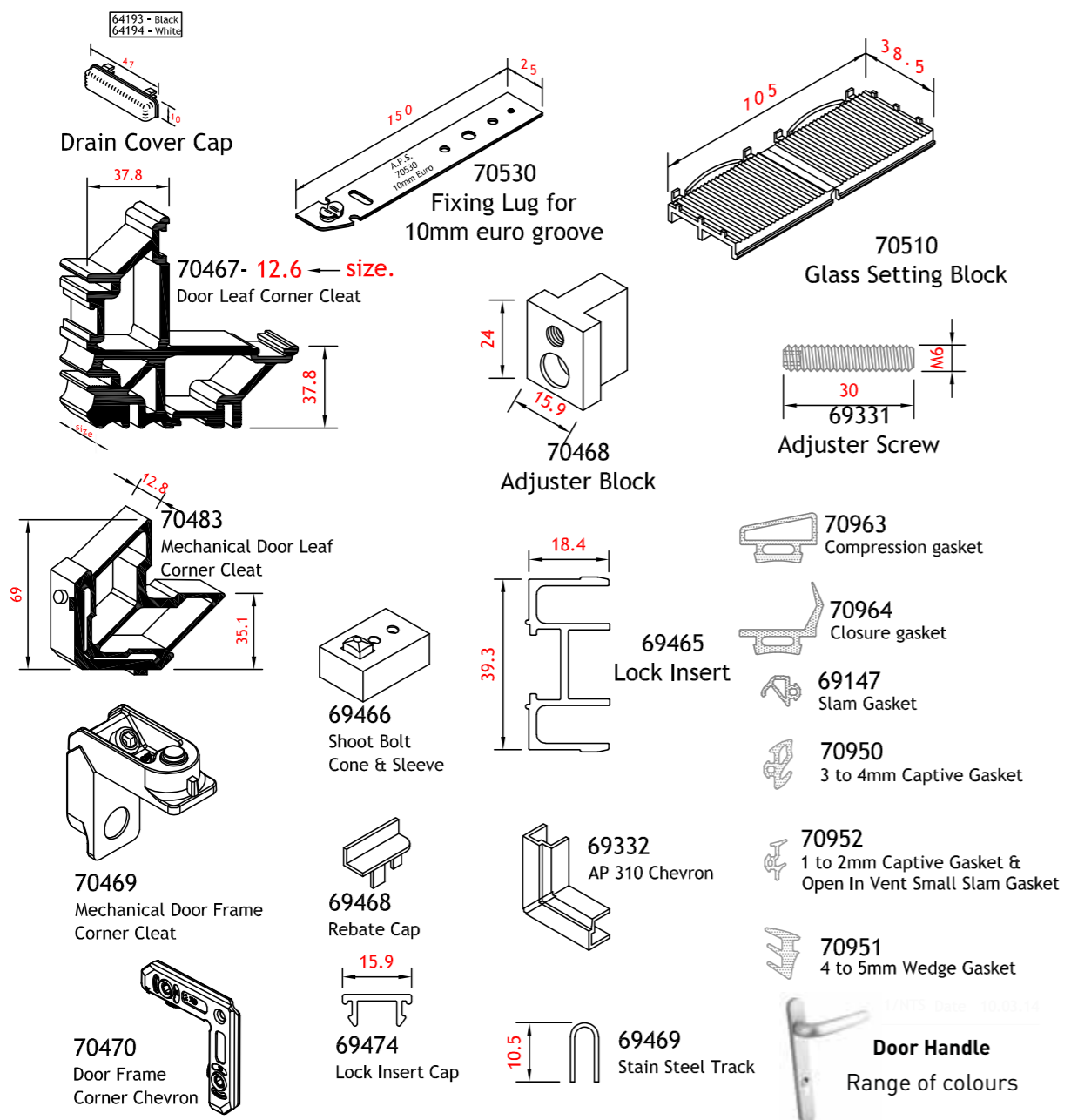
This chart is to be used as a guide only. Colours may appear slightly different

Accessories

Choose from a wide selection of handles, designed to complement your bi-fold door, available in black, white, chrome, and silver, with accessories available in black or white.

- Multi Point Locking Gear operated by lever handles
- Shoot bolts
- Aps hinges, top and bottom guides
- Plus more

	WHITE	BLACK	CHROME	SATIN SILVER	NICKEL
HARDWARE / FURNITURE					
Handle	✓	✓	✓	✓	
Hinges	✓	✓			
Rollers	✓	✓			
Lock					✓
Drain Cap	✓	✓			



- Weather tested
BS6375:PT1 2009
- Enhanced Security
BS7950

- Profiles extruded from aluminium alloy:
6063 T6 & T5 to BS EN 12020-2:2001/BS7559:2001
- Manufactured in Ireland

Care & Maintenance

Cleaning

It is recommended that the frame be cleaned every 3 to 6 months maximum using non-alkaline detergent and warm water applied with a soft cloth or sponge. A bristle brush or nylon pad should only be used with care where and when necessary. Abrasive cleaners, solvents or other cleaning agents should not be used.

Handles

Check the smooth operation of handles, locks and the tightness of fixing screws regularly.

Multi Point Locking Gear

This should be periodically lubricated with light engineering oil.

Hinges & Drainage Slots

Must be kept free from dirt, debris and any other obstructions.

Whats Next?

Now all you have to do is choose the size of door, the configuration, a colour, open in or open out, hardware style and let us do the rest.



Kingspan.
innovation centre

OUR ALUMINIUM PRODUCT RANGE

**STRONG
DURABLE**



LIFT AND SLIDE DOORS



BI-FOLD DOORS



CURTAIN WALLING



COMMERCIAL PROJECTS



WINDOWS & DOORS

The
Manufacturing
Specialists



Framing The Future

Frames Direct operates a supply and trade only business model, partnering with accredited installers to provide a seamless service from quote to install.

We have been operating for over 40 years, supplying window and door installers across Ireland and the UK. We supply to all 32 counties across Ireland, working with local installers in your area. We manufacture top quality and energy efficient uPVC and aluminium windows, doors and conservatories. We're proud to say no two products are the same with all our window and door profiles made to order and manufactured in our dedicated production facility in Co. Donegal by our experienced and local team of experts.

We work with top brands from Spectus, Liniar, APS and AMS, to offer a wide range of frames and colours.

At a glance

- 4 manufacturing plants
- 200+ employees
- 200+ accredited trade partners

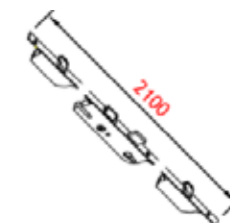
Fully Accredited

Profiles are extruded under a quality management system that conforms to BS EN 9001 and are kite marked to BS EN12608. Rest assured when you choose Frames Direct, your investment is in safe hands.

Secure, Safe & Energy Efficient

Security and safety is of utmost importance to us and our trade partners. All our window and door systems are manufactured using the most advanced locking mechanisms. All our products exceed Irish and UK building regulations and standards.


Equipped with security features as standard. Bi-fold doors are extremely secure with its locking system in multiple places as opposed to just the one with a 5 point hook lock.



5 Point Hook Lock

Find out more

Email info@framesdirect.ie for details of an installer in your area and start seeing the transformation you can achieve with one of our bi-fold doors.

For company updates and news follow us on  <http://www.linkedin.com/company/frames-direct/>



Bi-Fold Door

Aluminium Range

If you require any further help or assistance please contact your dedicated supplier below:



Frames Direct
Straboe,
Buncrana,
Co. Donegal,
F93 FF96,
Ireland

Tel: 00353 74 9363888
Fax: 00353 74 9362203
info@framesdirect.ie
www.framesdirect.ie



Superior Trade Frames
5 Berkshire Road,
Ballyharry Business Park,
Donaghadee Rd,
Newtownards,
BT23 7HH,
United Kingdom

Tel: 028 91 825740
Fax: 028 91 821374
info@superiortradeframes.com
www.superiortradeframes.com



Futura Frames
Lauragh IDA Industrial Estate,
Bandon,
Co. Cork,
P72 WD21,
Ireland

Tel: 00353 (0) 238843870
Fax: 00353 (0) 238843805
orders@futuraframes.ie
www.futuraframes.ie